










Year 2 Weekly Overview-Term 2, Week 3

	Day 1	Day 2	Day 3	Day 4	Day 5
E n g l i s h	<p>Spelling List starting with "other" We are learning to spell words ending with "und" and "ond"</p> <p><input type="checkbox"/> Look, Cover, Say, Write, Check your spelling list words.</p> <p>Worksheet "Word shapes" activity.</p> <p>Sentence a day We are learning to write sentences with thinking verbs.</p> <p><input type="checkbox"/> Make a list of 10 thinking verbs <i>Eg explained, recorded, dreamt, worried, wondered, thought.</i></p> <p>Write two sentences using thinking verbs. Eg The girl recognised her teacher.</p> 	<p>Spelling List starting with "other" We are learning to spell words ending with "und" and "ond"</p> <p><input type="checkbox"/> Look, Cover, Say, Write, Check your spelling list words.</p> <p>Worksheet Complete the "missing letters activity."</p> <p>Sentence a day We are learning to write sentences with thinking verbs.</p> <p><input type="checkbox"/> Write two sentences using thinking verbs.</p> <p>Reading We are learning to read and comprehend texts.</p> <p><input type="checkbox"/> Comprehension Worksheet 'My Story' Read the story carefully and answer the multiple choice questions. Do you think Jane was pleased with her story and how do you know? Sequence the pictures in the correct order.</p>	<p>Spelling List starting with "other" We are learning to spell words ending with "und" and "ond"</p> <p><input type="checkbox"/> Look, Cover, Say, Write, Check your spelling list words.</p> <p>Worksheet Complete the "scrambled letters" activity.</p> <p>Sentence a day We are learning to write sentences with thinking verbs.</p> <p><input type="checkbox"/> Write two sentences using thinking verbs.</p> <p>Writing We are learning to write informative texts.</p>  <p><input type="checkbox"/> Look at the procedure poster in your pack.</p> <p>Digital <input type="checkbox"/> Go to the website and read the directions on how to cross the road safely.</p>	<p>Spelling List starting with "other" We are learning to spell words ending with "und" and "ond"</p> <p><input type="checkbox"/> Look, Cover, Say, Write, Check your spelling list words.</p> <p>Worksheet Complete the "spelling framework" sheet.</p> <p>Sentence a day We are learning to write sentences with thinking verbs.</p> <p><input type="checkbox"/> Write two sentences using thinking verbs.</p> <p>Phonic worksheet We are learning to spell and write words ending with "und" and "ond".</p> <p><input type="checkbox"/> Complete the worksheet on 'und' and 'ond'.</p> <p>Silent reading We are learning to read and comprehend texts.</p> <p>Digital</p>	<p>Spelling List starting with "other" We are learning to spell words ending with "und" and "ond"</p> <p><input type="checkbox"/> Have a parent or older family member test you on your spelling list for this week.</p> <p>Worksheet Complete the "word search" and make it as colourful as you can.</p> <p>Sentence a day We are learning to write sentences with thinking verbs.</p> <p><input type="checkbox"/> Write two sentences using thinking verbs.</p> <p>Handwriting Textbook We are learning to write the letter m in uppercase and lowercase.</p> <p><input type="checkbox"/> Complete pages 20 and 21.</p> <p>Silent reading We are learning to read and comprehend texts.</p> <p>Digital</p>

	<p>Grammar textbook We are learning to use verbs in our writing. <input type="checkbox"/> Unit 17 Pages 44 and 45</p> <p>Silent reading Digital <input type="checkbox"/> Use the PM Benchmark website to read 1 book at your level. Non Digital <input type="checkbox"/> Read your favourite book Select a character and list words to describe them. Draw the character.</p>	<p>Find compound words in the story. Write 4 things that Jane did instead of writing a story. Teachers sometimes give stickers for work, design a sticker that you could use if you were a teacher.</p> <p>Silent reading We are learning to read and comprehend texts. Digital <input type="checkbox"/> Use the PM Benchmark website to read <i>the same book as Monday.</i> Non- Digital <input type="checkbox"/> Choose a book to read. Tell an adult or older family member: -WHO was in the book? -WHERE the story took place? -WHEN did the story happen? -WHAT was the problem? -HOW did you feel reading it?</p>	<p>Watch the short video via the link. Complete the cut and paste worksheet on how to cross the road OR Write a procedure on How to be safe crossing the road (worksheet) http://safedriving.org/index.php?option=com_content&view=article&id=56&Itemid=57&lang=en Non digital <input type="checkbox"/> Talk with a grown up about how to cross the road safely. Complete the cut and paste worksheet on how to cross the road OR Write a procedure on How to be safe crossing the road (worksheet)</p> <p>Silent reading We are learning to read and comprehend texts. Digital <input type="checkbox"/> Use the PM Benchmark website to read a new book at your level. Non- Digital <input type="checkbox"/> Read a book and choose an event from the story and draw a picture and write a sentence about the event.</p>	<p><input type="checkbox"/> Use the PM Benchmark website to read <i>the same book as Wednesday.</i> Non- Digital <input type="checkbox"/> Choose a book to read and list as many verbs and adjectives as you can from the story.</p>	<p><input type="checkbox"/> Use the PM Benchmark website to read <i>the same book as Wednesday.</i> Non- Digital <input type="checkbox"/> Choose a picture book to read and pretend you are the illustrator and draw your favourite picture. Write a short sentence explaining why you like that picture.</p>
<p>Fi t n e s s</p>	<p>Digital Daily fitness with Joe Wicks https://www.youtube.com/channel/UCAxW1XT0IEJo0TYIRfn6rYQ Non Digital</p> 	<p>Digital Daily fitness with Joe Wicks https://www.youtube.com/channel/UCAxW1XT0IEJo0TYIRfn6rYQ Non Digital</p> 	<p>Digital Daily fitness with Joe Wicks https://www.youtube.com/channel/UCAxW1XT0IEJo0TYIRfn6rYQ Non Digital</p> 	<p>Digital Daily fitness with Joe Wicks https://www.youtube.com/channel/UCAxW1XT0IEJo0TYIRfn6rYQ Non Digital</p> 	<p>Digital Daily fitness with Joe Wicks https://www.youtube.com/channel/UCAxW1XT0IEJo0TYIRfn6rYQ Non Digital</p> 

M a t h s	<p>We are learning to identify fractions as part of a whole or as part of a group.</p> <p>Mentals</p> <input type="checkbox"/> Complete the Monday column of your mentals <p>Textbook Fractions</p> <input type="checkbox"/> Page 3	<p>We are learning to identify fractions as part of a whole or as part of a group.</p> <p>Mentals</p> <input type="checkbox"/> Complete the Tuesday column of your mentals <p>Textbook Fractions</p> <input type="checkbox"/> Page 31	<p>We are learning to identify fractions as part of a whole or as part of a group.</p> <p>Mentals</p> <input type="checkbox"/> Complete the Wednesday column of your mentals <p>Textbook Fractions</p> <input type="checkbox"/> Page 45	<p>We are learning to identify fractions as part of a whole or as part of a group.</p> <p>Mentals</p> <input type="checkbox"/> Complete the Thursday column of your mentals <p>Textbook Fractions</p> <input type="checkbox"/> Page 71	<p>We are learning to identify fractions as part of a whole or as part of a group.</p> <p>Mentals</p> <input type="checkbox"/> Complete the Friday column of your mentals <p>Activity</p> <input type="checkbox"/> Write a list of 5- 10 things you can cut in halves, quarters and/or eighths. eg. cake Can you think of where you use fractions in your home?
B r e a k	<p>Helping Out at Home</p> <input type="checkbox"/> Do a household chore.	<p>Invent a new language</p> <input type="checkbox"/> Make up new words for: <i>hello</i> <i>goodbye</i> <i>crazy</i> <i>food</i> <i>smelly</i>	<p>Digital Option</p> <input type="checkbox"/> Look at Cosmic Yoga on YouTube <p>Non-Digital Option</p> <input type="checkbox"/> Choose 4 poses from the yoga sheets and hold each pose for 3 deep breaths in and out.	<p>Hide and Seek</p> <input type="checkbox"/> Play hide and seek with someone in your house.	<p>Body Alphabet</p> <input type="checkbox"/> Make the alphabet with your body.
O t h e r K L A	<p>History We are learning to compare the past with our present.</p> <input type="checkbox"/> Worksheet <p>What are some traditional toys and games of Aboriginal and Torres Strait Islander Children? 1,2,3</p> <p>Aboriginal and Torres Strait Islander Children had many traditional toys and games. They learnt important things by playing. Read the stories on the 4 different types of games and complete the table.</p>	<p>Science We are learning to identify how elements change when mixed together.</p> <input type="checkbox"/> Look at the Worksheets Mix Masters <p>Discuss similarities and differences between the images of characters creating mixtures.</p> <p>Worksheet: Looking in the bowl</p> <p>Explain what you think the different characters are mixing in the bowl</p>	<p>Creative Arts- Music We are learning to make music with different instruments.</p> <input type="checkbox"/> Percussion Instruments <p>Learn to use percussion instruments to accompany soft and loud music.</p> <p>With your percussion instruments decide which would be best for gentle (soft) music and which would be best to play along with strong (loud) music</p> <p>Use your percussion instrument to play along with Row row row your boat, sung softly.</p>	<p>Health We are learning to make healthy choices.</p> <input type="checkbox"/> Worksheet- Healthy Eating <p>Colour food from the healthy eating guide that you eat most</p> <p>Which foods should we eat more of?</p> <p>Which foods should we eat in small amounts?</p> <p>What goal can you work towards to improve your eating habits?</p>	<p>Visual Arts We are learning to represent objects through drawing.</p> <p>Digital</p> <input type="checkbox"/> Open the link below and follow the directed drawing to complete a picture of Banana Split https://www.youtube.com/watch?v=QJvnj5mxxic <p>Non-Digital Option</p> <input type="checkbox"/> Make yourself a banana split think banana, topping, sprinkles, fancy bowl. Place it on a table where you can draw it before tasting your creation.

			Now use your loud instrument to play Row row row your boat loudly. <u>On a Device</u> Log onto GO NOODLE for a warmup and cool down activity.		Perhaps take a photo of it and eat it first and then sketch
--	--	--	--	--	---

Optional Digital Learning Resources

Studyladder

Students have passwords and can access activities based on their spelling words.

Ziptales

Ziptales is a website with a wide range of online texts/books that families can access. Use the username and password below to login.

<https://www.ziptales.com/student/index.php> Username: umina14 Password: ups

Scholastic.com

A range of resources to support student learning.

Literacy Planet

Students have passwords and can access engaging reading activities.