








Year 2 Weekly Overview-Term 2, Week 1 (Unit 3)

Due date: Monday 4 May

	Day 1	Day 2	Day 3	Day 4	Day 5
E n g l i s h	<p><u>Spelling list starting with "which"</u> We are learning to spell words ending with "end"</p> <p><input type="checkbox"/> Look, Cover, Say, Write, Check your spelling list words.</p> <p>Worksheet Complete the "word shapes" activity.</p> <p><u>Sentence a day</u> We are learning to write sentences with question marks. <input type="checkbox"/> Write 2 questions that you could ask your carer? Remember your capital letter for the start of your question and the question mark at the end. Eg What are we having for dinner? Can I help to hang out the washing?</p> <p><u>Grammar</u> We are learning to edit written texts. Note this is a worksheet not in the Grammar Text book <input type="checkbox"/> Worksheet "New House"</p>	<p><u>Note start the Science activity on page 3 first</u></p> <p><u>Spelling list starting with "which"</u> We are learning to spell words ending with "end"</p> <p><input type="checkbox"/> Look, Cover, Say, Write, Check your spelling list words.</p> <p>Worksheet Complete the "missing letters" activity.</p> <p><u>Sentence a day</u> We are learning to write sentences with question marks. <input type="checkbox"/> Write 2 questions that you could ask your friend? Remember your capital letter for the start of your question and the question mark. Eg Have you done your school work today? What is your favourite game to play?</p>	<p><u>Spelling list starting with "which"</u> We are learning to spell words ending with "end"</p> <p><input type="checkbox"/> Look, Cover, Say, Write, Check your spelling list words.</p> <p>Worksheet Complete the "scrambled letters" activity.</p> <p><u>Sentence a day</u> We are learning to write sentences with question marks. <input type="checkbox"/> Write 2 questions that you could ask the Prime Minister? Remember your capital letter for the start of your question and the question mark.</p>	<p><u>Spelling list starting with "which"</u> We are learning to spell words ending with "end"</p> <p><input type="checkbox"/> Look, Cover, Say, Write, Check your spelling list words.</p> <p>Worksheet <input type="checkbox"/> Complete the "word search" and make it as colourful as you can.</p> <p><u>Sentence A day</u> We are learning to write sentences with question marks. <input type="checkbox"/> Write 2 questions that you could ask your school teacher? Remember your capital letter for the start of your question and the question mark.</p> <p><u>Reading</u> We are learning to read and comprehend texts. <input type="checkbox"/> Comprehension Worksheet The Easter Bunny Read the passage "The Easter Bunny" <u>twice</u> and</p>	<p><u>Spelling list starting with "which"</u> We are learning to spell words ending with "end"</p> <p><input type="checkbox"/> Have a parent or older family member test you on your spelling list for this week.</p> <p><u>Sentence A day</u> We are learning to write sentences with question marks. <input type="checkbox"/> Write 2 sentences that you could ask a superhero?</p> <p><u>Handwriting Textbook</u> We are learning to write the letter j in upper case and lower case.. <input type="checkbox"/> Complete pages 16 and 17.</p> <p><u>Silent reading</u> We are learning to read and comprehend texts. <input type="checkbox"/> Choose a book to read. Which illustration in the story was your favourite and why?</p>

	<p>Read the 4 passages carefully and correct the spelling mistakes. Add the capital letters and full stops where they are supposed to go.</p> <p>Silent Reading We are learning to read and comprehend texts. <input type="checkbox"/> Choose a book and read the story. Use the find a word grid worksheet and select 16 words from the story and create your own word search. (Make sure you spell the words correctly)</p>	<p>Reading We are learning to read and comprehend texts. <input type="checkbox"/> Comprehension Worksheet My Friends Read the passage My Friends <u>twice</u> and answer the 4 multiple choice questions. Sequence the pictures correctly. Colour the teddy bears by following the description in the passage and answer the remaining questions.</p> <p>Silent Reading We are learning to read and comprehend texts. <input type="checkbox"/> Choose a book to read. Tell an adult or older family member: -WHO was in the book? -WHERE the story took place? -WHEN did the story happen? -WHAT was the problem? -HOW did you feel reading it?</p>	<p>Writing We are learning to write informative texts.</p> <ul style="list-style-type: none"> ● Digital Research information about rabbits. Watch the youtube clip https://www.youtube.com/watch?v=0dWkMaynGkk Online Information Report Find information about "Rabbits" Complete the "Animal Research Task" worksheet on rabbits either print the worksheets out and finish or complete it all digitally. Write 1-3 sentences in each section and illustrate each section of your report. <p><i>or</i></p> <ul style="list-style-type: none"> ● Non Digital Using the letter writing worksheet, write a letter to your teacher telling them about your holidays. Remember to use time connectives: Firstly, Then, Next, After, Later on, Finally <p>Silent Reading We are learning to read and comprehend texts. <input type="checkbox"/> Choose a book to read or reread a book that you have already read and write about the problem that happened in the book. How was the problem solved?</p>	<p>answer the 5 multiple choice questions. Write all the words to describe Ginger. Answer the true and false questions. Describe your favourite Easter and Egg and draw it</p> <p>Silent Reading We are learning to read and comprehend texts. <input type="checkbox"/> Find a nice spot to read a favourite book.</p>	
F i t n e s s	<p>Digital <input type="checkbox"/> Daily fitness with Joe Wicks https://www.youtube.com/channel/UCAxW1XT0IEJo0TYIRfn6rYQ</p> <p>Non Digital</p>	<p>Digital <input type="checkbox"/> Daily fitness with Joe Wicks https://www.youtube.com/channel/UCAxW1XT0IEJo0TYIRfn6rYQ</p> <p>Non Digital</p>	<p>Digital <input type="checkbox"/> Daily fitness with Joe Wicks https://www.youtube.com/channel/UCAxW1XT0IEJo0TYIRfn6rYQ</p> <p>Non Digital</p>	<p>Digital <input type="checkbox"/> Daily fitness with Joe Wicks https://www.youtube.com/channel/UCAxW1XT0IEJo0TYIRfn6rYQ</p> <p>Non Digital</p>	<p>Digital <input type="checkbox"/> Daily fitness with Joe Wicks https://www.youtube.com/channel/UCAxW1XT0IEJo0TYIRfn6rYQ</p> <p>Non Digital</p>

					
M a t h s	<p>We are learning to measure time.</p> <p><u>Mentals</u> <input type="checkbox"/> Complete the Monday column of your mentals.</p> <p><u>Text Book</u> <input type="checkbox"/> Page 107</p>	<p>We are learning to measure time.</p> <p><u>Mentals</u> <input type="checkbox"/> Complete the Tuesday column of your mentals.</p> <p><u>Text Book</u> <input type="checkbox"/> Page 97</p>	<p>We are learning to measure time.</p> <p><u>Mentals</u> <input type="checkbox"/> Complete the Wednesday column of your mentals.</p> <p><u>Text Book</u> <input type="checkbox"/> Page 131</p>	<p>We are learning to measure time.</p> <p><u>Mentals</u> <input type="checkbox"/> Complete the Thursday column of your mentals. Write out the dates of everyone's birthday in your family. <i>Optional</i> Record their ages using tally marks.</p>	<p>We are learning to measure time.</p> <p><u>Mentals</u> <input type="checkbox"/> Write out the days of the week and/or the months of the year.</p> <p><u>Text Book</u> <input type="checkbox"/> Page 50</p>
B r e a k	<p><u>Digital Option</u> <input type="checkbox"/> 'Go-Noodle' or 'Just Dance' on YouTube</p> <p><u>Non-Digital Option</u> <input type="checkbox"/> Do a household chore. Time how long it takes you to do it. Write the time down so you can compare it to the same job later in the week.</p>	<p><u>Digital Option</u> <input type="checkbox"/> 'Go-Noodle' or 'Just Dance' on YouTube</p> <p><u>Non-Digital Option</u> <input type="checkbox"/> Dance to one of your favourite songs. Try and move all your body parts at least 3 times during the song.</p>	<p><u>Digital Option</u> <input type="checkbox"/> 'Go-Noodle' or 'Just Dance' on YouTube</p> <p><u>Non-Digital Option</u> <input type="checkbox"/> Play "Scissors Paper Rock" with someone in your house. Make the movements with your whole body.</p>	<p><u>Digital Option</u> <input type="checkbox"/> 'Go-Noodle' or 'Just Dance' on YouTube</p> <p><u>Non-Digital Option</u> <input type="checkbox"/> Dance to one of your favourite songs. Try and move all your body parts at least 3 times during the song.</p>	<p><u>Digital Option</u> <input type="checkbox"/> Message your teacher on Dojo and tell them the best thing about your week. We miss you!</p> <p><u>Non-Digital Option</u> <input type="checkbox"/> Do a household chore and time how long it takes you. Were you faster today than on Monday?</p>
O t h e r K	<p><u>History</u> We are learning to compare the past with our present. <input type="checkbox"/> Worksheet What is the history of some toys and games? 1 and 2</p>	<p><u>Science</u> We are learning to identify how water changes. <input type="checkbox"/> Worksheet x 2 Experiment Instructions Follow the instructions to do the water cycle experiment</p>	<p><u>Creative arts</u> We are learning to sing with different dynamics (loud and soft). <input type="checkbox"/> Dynamics Learn to identify dynamics in a song - loud and soft.</p>	<p><u>Health</u> We are learning to make healthy choices. Worksheet Junk Food <input type="checkbox"/> Complete the worksheet on junk food.</p>	<p><u>Visual Arts</u> We are learning to represent objects through drawing. Digital <input type="checkbox"/> Open the link below and follow the directed drawing</p>

L A	Complete the cut and paste worksheet matching the toys with the year they were made.	Experiment worksheet Explain what happened in the ziplock bag at the different stages of the water cycle.	The word for loud in music is <i>forte</i> , and the word for soft is <i>piano</i> . Sing Row row row your boat loudly - forte. Now sing it softly - piano <u>On a Device</u> Log onto GO NOODLE for a warmup and cool down activity. Find Row Row Row on Youtube Super simple Learning and sing along. Sing it once loudly, then sing it again softly.		to complete the following drawing on clouds https://www.youtube.com/watch?v=a3P3kHoLvAY Non-Digital Option <input type="checkbox"/> Go outside and look at the clouds and sketch the shapes and colours of the clouds .
--------	--	---	--	--	---

Optional Digital Learning Resources

Storyline Online

Award-winning children's literacy website that streams videos featuring celebrated actors reading children's books alongside creatively produced illustrations.

<https://www.storylineonline.net/>

Ziptales

Ziptales is a website with a wide range of online texts/books that families can access. Use the username and password below to login.

<https://www.ziptales.com/student/index.php> Username: umina14 Password: ups

Jack Hartman on YouTube

Literacy and maths while moving and learning.

Cosmic Yoga on YouTube

Wellbeing and movement

Music

<https://education.abc.net.au/home#!/topic/1602367/music>